

































































































		
<b>BMW</b>					
<b>BMW 3 (G20, G80)</b>					
B4	320 e Plug-in-Hybrid, 330 e Plug-in-Hybrid, 318 i, 320 i 1.6, 320 i, 330 i, M 340 i, 316 d, 316 d Mild-Hybrid, 318 d, 318 d Mild-Hybrid, 320 d, 320 d Mild-Hybrid, 330 d 11/18 – 07/20 90 – 285 kW	22-303301  22-305008 	 	with standard chassis	
B4	320 e Plug-in-Hybrid, 330 e Plug-in-Hybrid, 318 i, 320 i 1.6, 320 i, 330 i, M 340 i, 316 d, 316 d Mild-Hybrid, 318 d, 318 d Mild-Hybrid, 320 d, 320 d Mild-Hybrid, 330 d 11/18 – 07/20 90 – 285 kW	22-306609  22-306616 	 	with M-technology	
B4	330 e Plug-in-Hybrid xDrive, 320 i xDrive, 330 i xDrive, M 340 i xDrive, 320 d xDrive, 320 d Mild-Hybrid xDrive, 330 d xDrive, M340 d Mild-Hybrid xDrive 11/18 – 02/20 120 – 285 kW	22-305046  22-305053 	 	with standard chassis	
B4	330 e Plug-in-Hybrid xDrive, 320 i xDrive, 330 i xDrive, M 340 i xDrive, 320 d xDrive, 320 d Mild-Hybrid xDrive, 330 d xDrive, M340 d Mild-Hybrid xDrive 11/18 – 02/20 120 – 285 kW	22-306623  22-306630 	 	with M-technology	
B6 Sport	320 e Plug-in-Hybrid, 330 e Plug-in-Hybrid, 318 i, 320 i 1.6, 320 i, 330 i, M 340 i, 316 d, 316 d Mild-Hybrid, 318 d, 318 d Mild-Hybrid, 320 d, 320 d Mild-Hybrid, 330 d 11/18 – 07/20 90 – 285 kW	22-303295  22-305022 	 	24-313728 	with standard chassis
B6 Sport	320 e Plug-in-Hybrid, 330 e Plug-in-Hybrid, 318 i, 320 i 1.6, 320 i, 330 i, M 340 i, 316 d, 316 d Mild-Hybrid, 318 d, 318 d Mild-Hybrid, 320 d, 320 d Mild-Hybrid, 330 d 11/18 – 07/20 90 – 285 kW	22-303295  22-305022 	 	24-303347 	with M-technology
B6 Sport	330 e Plug-in-Hybrid xDrive, 320 i xDrive, 330 i xDrive, M 340 i xDrive, 320 d xDrive, 320 d Mild-Hybrid xDrive, 330 d xDrive, M340 d Mild-Hybrid xDrive 11/18 – 02/20 120 – 285 kW	22-305084  22-305091 	 	24-313728 	with standard chassis
B6 Sport	330 e Plug-in-Hybrid xDrive, 320 i xDrive, 330 i xDrive, M 340 i xDrive, 320 d xDrive, 320 d Mild-Hybrid xDrive, 330 d xDrive, M340 d Mild-Hybrid xDrive 11/18 – 02/20 120 – 285 kW	22-305084  22-305091 	 	24-303347 	with M-technology
<b>BMW 3 Touring (G21, G81)</b>					
B4	320 e Plug-in-Hybrid, 330 e Plug-in-Hybrid, 318 i, 320 i, 330 i, 316 d Mild-Hybrid, 318 d, 318 d Mild-Hybrid, 320 d, 320 d Mild-Hybrid 07/19 – 07/20 90 – 215 kW	22-303301  22-305008 	 	with standard chassis	
B4	320 e Plug-in-Hybrid, 330 e Plug-in-Hybrid, 318 i, 320 i, 330 i, 316 d Mild-Hybrid, 318 d, 318 d Mild-Hybrid, 320 d, 320 d Mild-Hybrid 07/19 – 07/20 90 – 215 kW	22-306609  22-306616 	 	with sports suspension	
B4	330 i xDrive, 320 d xDrive, 320 d Mild-Hybrid xDrive, 330 d xDrive 07/19 – 02/20 120 – 195 kW	22-305046  22-305053 	 	with standard chassis	
B4	330 i xDrive, M 340 i xDrive, 320 d xDrive, 320 d Mild-Hybrid xDrive, 330 d xDrive 07/19 – 02/20 120 – 275 kW	22-306623  22-306630 	 	with sports suspension	
B6 Sport	320 e Plug-in-Hybrid, 330 e Plug-in-Hybrid, 318 i, 320 i, 330 i, 316 d Mild-Hybrid, 318 d, 318 d Mild-Hybrid, 320 d, 320 d Mild-Hybrid, 330 d 07/19 – 07/20 90 – 215 kW	22-303295  22-305022 	 	24-313728 	with M-technology
B6 Sport	320 e Plug-in-Hybrid, 330 e Plug-in-Hybrid, 318 i, 320 i, 330 i, 316 d Mild-Hybrid, 318 d, 318 d Mild-Hybrid, 320 d, 320 d Mild-Hybrid, 330 d 07/19 – 07/20 90 – 215 kW	22-303295  22-305022 	 	24-303347 	without electronic suspension control RA: with M-technology
B6 Sport	330 i xDrive, M 340 i xDrive, 320 d xDrive, 320 d Mild-Hybrid xDrive, 330 d xDrive 07/19 – 02/20 120 – 275 kW	22-305084  22-305091 	 	24-313728 	with standard chassis
B6 Sport	330 i xDrive, M 340 i xDrive, 320 d xDrive, 320 d Mild-Hybrid xDrive, 330 d xDrive 07/19 – 02/20 120 – 275 kW	22-305084  22-305091 	 	24-303347 	with M-technology
<b>BMW X3 (F25)</b>					
B3	xDrive 20 i, xDrive 28 i, xDrive 20 d 09/10 – 08/17 120 – 180 kW	37-294496	36-294442	with standard chassis RA: without towbar	
B3	xDrive 20 i, xDrive 28 i, xDrive 20 d 09/10 – 08/17 120 – 180 kW	37-294496	36-294459	with standard chassis RA: with towbar	
B3	xDrive 20 i, xDrive 28 i, xDrive 20 d 09/10 – 08/17 120 – 190 kW	37-294489	36-294466	with sports suspension; with electronic suspension control; with M-technology RA: without towbar	
B3	xDrive 20 i, xDrive 28 i, xDrive 20 d 09/10 – 08/17 120 – 190 kW	37-294489	36-294473	with sports suspension; with electronic suspension control; with M-technology RA: with towbar	

				
<b>BMW</b>				
<b>BMW X3 (F25)</b>				
B3	xDrive 28 i 01/11 – 10/12 190 kW			<b>36-294442</b> with standard chassis; without towbar
B3	xDrive 28 i 01/11 – 10/12 190 kW			<b>36-294459</b> with standard chassis; with towbar
B3	xDrive 35 i, xDrive 30 d 09/10 – 08/17 190 – 225 kW	37-294502		<b>36-294442</b> with standard chassis RA: without towbar
B3	xDrive 35 i, xDrive 30 d 09/10 – 08/17 190 – 225 kW	37-294502		<b>36-294459</b> with standard chassis RA: with towbar
B3	xDrive 35 i, xDrive 30 d, xDrive 35 d 09/10 – 08/17 190 – 230 kW	37-294502		<b>36-294466</b> with sports suspension; with electronic suspension control; with M-technology RA: without towbar
B3	xDrive 35 i, xDrive 30 d, xDrive 35 d 09/10 – 08/17 190 – 230 kW	37-294502		<b>36-294473</b> with sports suspension; with electronic suspension control; with M-technology RA: with towbar
B3	sDrive 18 d 10/12 – 03/14 100 – 105 kW			<b>36-294442</b> with standard chassis; without towbar
B3	sDrive 18 d 10/12 – 03/14 100 – 105 kW			<b>36-294459</b> with standard chassis; with towbar
B3	sDrive 18 d 10/12 – 03/14 100 – 105 kW			<b>36-294466</b> with sports suspension; with electronic suspension control; with M-technology; without towbar
B3	sDrive 18 d 10/12 – 03/14 100 – 105 kW			<b>36-294473</b> with sports suspension; with electronic suspension control; with M-technology; with towbar
B3	xDrive 35 d 10/11 – 08/17 230 kW	37-294526		<b>36-294442</b> with standard chassis RA: without towbar
B3	xDrive 35 d 10/11 – 08/17 230 kW	37-294526		<b>36-294459</b> with standard chassis RA: with towbar



<b>BMW (BRILLIANCE)</b>				
<b>BMW (BRILLIANCE) 3 SERIES (G28, G20)</b>				
B4	320 i, 320 Li, 325 i, 325 Li, 330 i 06/19 – 115 – 190 kW	22-303301  22-305008 		with standard chassis
B4	320 i, 320 Li, 325 i, 325 Li, 330 i 06/19 – 115 – 190 kW	22-306609  22-306616 		with sports suspension
B4	325 Li xDrive, 330 Li xDrive 06/19 – 135 – 190 kW	22-305046  22-305053 		with standard chassis
B4	325 Li xDrive, 330 Li xDrive 06/19 – 135 – 190 kW	22-306623  22-306630 		with sports suspension
B6 Sport	320 i, 320 Li, 325 i, 325 Li, 330 i 06/19 – 115 – 190 kW	22-303295  22-305022 	24-313728 	with standard chassis
B6 Sport	320 i, 320 Li, 325 i, 325 Li, 330 i 06/19 – 115 – 190 kW	22-303295  22-305022 	24-303347 	with M-technology
B6 Sport	325 Li xDrive, 330 Li xDrive 06/19 – 135 – 190 kW	22-305084  22-305091 	24-313728 	with standard chassis
B6 Sport	325 Li xDrive, 330 Li xDrive 06/19 – 135 – 190 kW	22-305084  22-305091 	24-303347 	without electronic suspension control RA: with M-technology



<b>CITROËN</b>				
<b>CITROËN C3 II (SC_)</b>				
B3	1.4 VTi 95, 1.4 VTi 11/09 – 70 – 72 kW	37-280116	36-280124	with standard chassis
B3	1.4 VTi 95, 1.4 VTi 11/09 – 70 – 72 kW	37-280116	36-280131	with standard chassis
B3	1.6 VTi 120 11/09 – 88 kW	37-280116		with standard chassis; Manual Transmission
B3	1.4 HDi 70, 1.6 HDi 11/09 – 09/16 50 – 68 kW	37-280116		with standard chassis; ab Org.-Nr. 12747→; Engine Code: DV4C; without start-stop function
<b>CITROËN DS3</b>				
B3	1.2 VTi 82, 1.2 THP 110, 1.6 THP 155, 1.6 THP 165 04/10 – 07/15 60 – 121 kW	37-280116	36-280155	with standard chassis
B3	1.4 VTi 95 04/10 – 07/15 70 kW	37-280116	36-280155	with standard chassis; not: LPG
B3	1.4 VTi 95 04/10 – 07/15 70 kW	37-280116	36-280148	with standard chassis; Equipment Variant LPG


				
<b>CITROËN</b>				
<b>CITROËN DS3</b>				
B3	1.6 VTi 120 04/10 – 07/15 88 kW	37-280116	36-280155	with standard chassis; Manual Transmission
B3	1.6 VTi 120 04/10 – 07/15 88 kW	37-280116	36-280155	with standard chassis; Fully Automatic; ab Org.-Nr: 12593→
B3	1.4 HDi 70 04/10 – 07/15 50 kW	37-280116	36-280155	with standard chassis; Fully Automatic
B3	1.6 BlueHDi 75 03/15 – 07/15 55 kW	37-280161 37-280116	36-280148	with standard chassis FA: for OE number: 5002.ZA; for OE number: 5002.XY
B3	1.6 HDi 90 11/09 – 07/15 68 kW	37-280116	36-280155	with standard chassis
B3	1.6 BlueHDi 100 07/14 – 07/15 73 kW	37-280116	36-280148	with standard chassis
B3	1.6 HDi 110 11/09 – 07/15 82 kW	37-280116	36-280155	with standard chassis
B3	1.6 BlueHDi 120 10/13 – 07/15 88 kW	37-280116	36-280148	with standard chassis

<b>DS</b>				
<b>DS DS 3</b>				
B3	1.2 VTi 82, 1.2 THP 110, 1.2 THP 130, 1.6 THP 165 04/15 – 07/19 60 – 121 kW	37-280116	36-280155	with standard chassis
B3	1.6 BlueHDi 75, 1.6 BlueHDi 100, 1.6 BlueHDi 120 04/15 – 07/19 55 – 88 kW	37-280116	36-280148	with standard chassis




<b>FIAT</b>				
<b>FIAT 500L (351_, 352_)</b>				
B1	0.9, 1.4, 1.3 D Multijet 09/12 – 62 – 77 kW	12-303816		10/12–02/15
B1	0.9 Natural Power, 1.4, 1.4 LPG, 1.3 D Multijet, 1.6 D Multijet 03/13 – 63 – 88 kW	12-303816		→02/15
B1	1.6 D Multijet 09/12 – 05/18 77 kW	12-303816		02/13–02/15

<b>HONDA</b>				
<b>HONDA CIVIC X Saloon (FC_)</b>				
B6 Sport	1.0 iVTEC, 1.5 RS Turbo, 1.5, 1.5 VTEC, 1.5 Si, 1.6 i-VTEC, 1.6 i-VTEC LPG, 2.0, 1.6 i-DTEC 09/15 – 88 – 153 kW	22-291752 22-291769	 	24-291743 with standard chassis; not for model Typ R FA: 22-291769; 22-291752

<b>HONDA CIVIC X Hatchback (FC_, FK_)</b>				
B6 Sport	1.0 VTEC, 1.5 VTEC, 2.0, 1.6 i-DTEC 09/16 – 88 – 134 kW	22-291752 22-291769	 	24-291743 with standard chassis; not for model Typ R FA: 22-291769; 22-291752


<b>HONDA (DONGFENG)</b>				
<b>HONDA (DONGFENG) CIVIC X (FC_)</b>				
B6 Sport	180 TURBO, 220 TURBO 04/16 – 92 – 130 kW	22-291752		24-291743 with standard chassis; not for model Typ-R FA: 22-291769


<b>HYUNDAI</b>				
<b>HYUNDAI ix35 (LM, EL, ELH)</b>				
B3	1.6 11/10 – 99 kW	37-287016	36-259595	with standard chassis; 11/12→ RA: →07/13
B3	1.6 11/10 – 99 kW	37-287016	36-283934	with standard chassis FA: 11/12→ RA: 07/13→
B3	2.0 4WD 01/10 – 120 kW	37-297732	36-283927	with standard chassis; 02/11–06/13
B3	2.0 GDi 4WD, 2.0 CVT 4WD 08/13 – 12/15 110 – 122 kW	37-297732	36-283941	with standard chassis


					
<b>HYUNDAI</b>					
<b>HYUNDAI ix35 (LM, EL, ELH)</b>					
B3	1.7 CRDi 11/10 –	85 kW	37-297732	36-259595	with standard chassis; 07/11–06/13
B3	1.7 CRDi 11/10 –	85 kW	37-297732	36-283934	with standard chassis; 07/13→
B3	2.0 CRDi 4WD 01/10 –	100 – 135 kW	37-287009	36-283927	with standard chassis; 02/11–06/13


<b>KIA</b>					
<b>KIA SPORTAGE (SL)</b>					
B3	1.6 GDI, 1.6 LPG 02/11 – 12/15	99 kW	37-287016	36-259595	with standard chassis; 10/12→ RA: 01/14→
B3	2.0 CVT AWD, 2.0 AWD 06/10 – 12/13	110 – 191 kW	37-297732	36-283927	with standard chassis; 10/12–01/14
B3	2.0 GDI AWD 02/14 –	122 kW	37-297732	36-283941	with standard chassis
B3	1.7 CRDi 12/10 –	85 kW	37-297732	36-259595	with standard chassis; 10/12–01/14
B3	1.7 CRDi 12/10 –	85 kW	37-297732	36-283934	with standard chassis; 02/14→

<b>MERCEDES-BENZ</b>					
<b>MERCEDES-BENZ A-CLASS (W176)</b>					
B16 DTC	A 160, A 180, A 200, A 220 4-matic, A 250, A 250 4-matic, A 45 AMG 4-matic, AMG A 45 4-matic, A 160 CDI / d, A 180 CDI / d, A 180 CDI, A 200 CDI, A 200 CDI / d, A 200 CDI / d 4-matic, A 220 CDI, A 220 CDI 4-matic, A 220 d, A 220 d 4-matic 06/12 – 05/18	66 – 280 kW	49-265262		with electronic suspension control

<b>MERCEDES-BENZ SPRINTER 3,5-t Bus (906)</b>					
B6 Sport	311 CDI 4x4, 313 CDI 4x4, 314 CDI 4x4, 315 CDI 4x4, 316 CDI 4x4, 318 CDI 4x4, 319 CDI / BlueTEC 4x4 02/08 – 05/16	80 – 140 kW	22-285959 $\frac{1}{5}$		with standard chassis

<b>MERCEDES-BENZ SPRINTER 3,5-t Box (906)</b>					
B6 Sport	311 CDI 4x4, 313 CDI 4x4, 314 CDI 4x4, 315 CDI 4x4, 316 CDI 4x4, 318 CDI 4x4, 319 CDI / BlueTEC 4x4 (906.631, 906.633, 906.635,... 02/08 – 12/09	80 – 140 kW	22-285959 $\frac{1}{5}$		with standard chassis

<b>MERCEDES-BENZ SPRINTER 3,5-t Platform/Chassis (906)</b>					
B6 Sport	311 CDI 4x4 (906.131, 906.133, 906.135, 906.231, 906.233,..., 313 CDI 4x4 (906.131, 906.133, 906.135, 906.231, 906.233,..., 314 CDI 4x4 (906.131, 906.133, 906.135, 906.231, 906.233,..., 315 CDI 4x4 (906.131, 906.133, 906.135, 906.231, 906.233,..., 316 CDI 4x4 (906.131, 906.133, 906.135, 906.231, 906.233,..., 318 CDI 4x4 (906.131, 906.133, 906.135, 906.231, 906.233,..., 319 CDI / BlueTEC 4x4 (906.131, 906.133, 906.135,... 06/06 – 05/16	80 – 140 kW	22-285959 $\frac{1}{5}$		with standard chassis

<b>MERCEDES-BENZ SPRINTER 3-t Tourer Bus (907)</b>					
B6 Sport	211 CDI, 214 CDI 02/18 –	84 – 105 kW	22-310415 $\frac{1}{5}$		with standard chassis





<b>TOYOTA</b>					
<b>TOYOTA FJ CRUISER (GSJ1_)</b>					
B12	4.0, 4.0 4WD 06/05 – 01/18	176 – 203 kW		36-281831	Lifting ca. [mm] 35-60 mm; with standard chassis; Axle load [kg] to 180 kg; without roadworthy certificate

<b>TOYOTA HIGHLANDER / KLUGER (U4_)</b>					
B6 Sport	2.7 4WD, 3.5 4WD, 3.3 Hybrid AWD, 3.5 Hybrid AWD 06/07 – 08/14	139 – 209 kW	22-282729 $\frac{1}{5}$ 22-282736 $\frac{1}{5}$	22-282767 $\frac{1}{5}$ 22-282774 $\frac{1}{5}$	with standard chassis



**TOYOTA**

**TOYOTA LAND CRUISER 100 (\_J1\_)**





B8 5160	4.7 4WD, 4.7 01/98 – 08/07	170 – 175 kW	25-275100  25-275124 	25-275131  25-275148 	without electronic suspension control FA: Lifting ca. [mm] 0-65 mm; without roadworthy certificate RA: Lifting ca. [mm] 0-50 mm
------------	-------------------------------	--------------	--	--	---

**TOYOTA 4 RUNNER (\_N28\_)**

B12	2.7, 2.7 4WD, 4.0, 4.0 4WD 08/09 – 12/16	116 – 202 kW		36-281831	Lifting ca. [mm] 35-60 mm; with standard chassis; Axle load [kg] to 180 kg; without roadworthy certificate
-----	---	--------------	--	-----------	---

**TOYOTA (GAC)**

**TOYOTA (GAC) HIGHLANDER (\_U4\_)**

B6 Sport	3.5 4WD 05/09 – 12/15	201 kW	22-282729  22-282736 	22-282767  22-282774 	with standard chassis
-------------	--------------------------	--------	--	--	-----------------------

**VW**

**VW PASSAT (3C2)**

B3	1.4 TSI 05/07 – 07/10	90 kW	37-314507	36-264087	with off-road suspension FA: not: BlueMotion; Fully Automatic RA: without towbar
B3	1.4 TSI 05/07 – 07/10	90 kW	37-314507	36-199662	with off-road suspension FA: not: BlueMotion; Fully Automatic RA: with towbar
B3	1.8 TSI 05/07 – 07/10	118 kW	37-314507	36-264087	with off-road suspension FA: Manual Transmission RA: without towbar
B3	1.8 TSI 05/07 – 07/10	118 kW	37-314507	36-199662	with off-road suspension FA: Manual Transmission RA: with towbar
B3	2.0 FSI 03/05 – 07/10	110 kW	37-314507	36-264087	with off-road suspension FA: Fully Automatic RA: without towbar
B3	2.0 FSI 03/05 – 07/10	110 kW	37-314507	36-199662	with off-road suspension FA: Fully Automatic RA: with towbar
B3	2.0 FSI 4motion 09/05 – 07/10	110 kW	37-314507	36-199662	with off-road suspension RA: without towbar
B3	2.0 FSI 4motion 09/05 – 07/10	110 kW	37-314507	36-269365	with off-road suspension RA: with towbar
B3	1.6 TDI 08/09 – 07/10	77 kW	37-314507	36-134076	with off-road suspension; Equipment Variant BlueMotion RA: without towbar
B3	1.6 TDI 08/09 – 07/10	77 kW	37-314507	36-199662	with off-road suspension; Equipment Variant BlueMotion RA: with towbar
B3	1.9 TDI 03/05 – 07/10	77 kW	37-314507	36-264087	with off-road suspension; not: BlueMotion RA: without towbar

**VW PASSAT Variant (3C5)**

B3	1.4 TSI 05/07 – 11/10	90 kW	37-314507	36-199662	with off-road suspension; not: BlueMotion FA: Fully Automatic RA: without towbar
B3	1.8 TSI 05/07 – 10/11	118 kW	37-314507	36-199662	with off-road suspension FA: Manual Transmission RA: without towbar
B3	1.8 TSI 05/07 – 10/11	118 kW	37-314507	36-269365	with off-road suspension FA: Manual Transmission RA: with towbar
B3	2.0 FSI 08/05 – 11/10	110 kW	37-314507	36-199662	with off-road suspension FA: Fully Automatic RA: without towbar
B3	2.0 FSI 08/05 – 11/10	110 kW	37-314507	36-269365	with off-road suspension FA: Fully Automatic RA: with towbar
B3	2.0 FSI 4motion 09/05 – 11/10	110 kW	37-314507	36-269365	with off-road suspension RA: without towbar
B3	2.0 FSI 4motion 09/05 – 11/10	110 kW	37-314507	36-199679	with off-road suspension RA: with towbar
B3	1.6 TDI 08/09 – 11/10	77 kW	37-314507	36-259311	with off-road suspension; Equipment Variant BlueMotion RA: without towbar; Coil spring with constant wire diameter
B3	1.6 TDI 08/09 – 11/10	77 kW	37-314507	36-269365	with off-road suspension FA: Equipment Variant BlueMotion RA: with towbar
B3	1.9 TDI 08/05 – 11/10	77 kW	37-314507	36-199662	with off-road suspension; not: BlueMotion RA: without towbar

**T  
V**



**VW**

**VW PASSAT Variant (3C5)**

B3	1.9 TDI 08/05 – 11/10 77 kW	37-314507	36-269365	with off-road suspension FA: not: BlueMotion RA: with towbar
----	-----------------------------------	-----------	-----------	--

**VW PASSAT (362)**

B3	1.4 TSI, 1.4 TSI MultiFuel, 1.8 TSI, 2.0 TDI 08/10 – 12/14 90 – 118 kW	37-314507		with off-road suspension; Manual Transmission
----	--	-----------	--	---

B3	1.4 TSI EcoFuel 08/10 – 12/14 110 kW	37-314507	36-256099	with off-road suspension; Manual Transmission RA: without towbar; Coil spring with constant wire diameter
----	--	-----------	-----------	--

**VW PASSAT Variant (365)**

B3	1.4 TSI, 1.4 TSI MultiFuel, 1.8 TSI, 2.0 TDI 08/10 – 12/14 90 – 118 kW	37-314507		with off-road suspension; Manual Transmission; without towbar
----	--	-----------	--	---

B3	1.4 TSI, 1.4 TSI MultiFuel, 1.8 TSI, 2.0 TDI 08/10 – 12/14 90 – 118 kW	37-314507		with off-road suspension; Manual Transmission; with towbar
----	--	-----------	--	--

B3	1.4 TSI EcoFuel 08/10 – 12/14 110 kW	37-314507	36-256082	with off-road suspension; Manual Transmission RA: without towbar; Coil spring with constant wire diameter
----	--	-----------	-----------	--

**VW (FAW)**

**VW (FAW) MAGOTAN (B6, 9X2)**

B3	1.4 TSI, 1.8 TSI, 2.0, 2.0 TSi 06/07 – 07/11 85 – 147 kW	37-314507	36-264087	with off-road suspension FA: not: BlueMotion; Fully Automatic RA: without towbar
----	--	-----------	-----------	--

B3	1.4 TSI, 1.8 TSI, 2.0, 2.0 TSi 06/07 – 07/11 85 – 147 kW	37-314507	36-199662	with off-road suspension FA: not: BlueMotion; Fully Automatic RA: with towbar
----	--	-----------	-----------	---

**V**